

INTERTECH PUMP COMPANY

150 - 350 GPM

2 YH

200 - 425 Feet TDH

STANDARD SPECIFICATION

Discharge - 2 inch threaded discharge

Suction - 2.5 inch threaded suction

Impeller - Enclosed cast iron

Volute - Right hand tangential discharge, four positions

Mechanical Seal or Traditional Packing - Single type 1 carbon ceramic mechanical seal: Cycloseal® design, Run-dry available

Footprint - Matches InterTech's historical 2Y

Materials of Construction

- Cast iron bronze fitted
- Other materials available



PURCHASE OPTIONS

• **Complete Pump**

- Fully assembled at the factory
- Ready to go to the field

• **Pump End Kit**

- Finished components
 - PrePainted
- Easy assembly
 - Common tools
 - Simple instructions

Obtain drives locally or through InterTech

MOUNTING OPTIONS

• **Close Coupled Electric**

- Standard JP motor shaft
 - Standard Efficiency

- InterTech's Energy Efficient Design

• **Frame**

Mount

- InterTech
- F5
- InterTech
- F85

• **Engine Bracket**

- InterTech EM5 (SAE 5)
- InterTech EM309 (SAE 5)
- InterTech EM85 (SAE 3 & 4)

FEATURES & BENEFITS

• **InterTech's Tradition of Excellence:**

- **Highest Quality Products**
- **Experience**
 - Over 50 years in the centrifugal pump business
- **Optimum Hydraulics**
 - In house engineering staff and test lab facilities
- **Strong Local Dealer Support**
 - Our agricultural products are sold only through authorized dealerships
 - Dealerships provide full service to customers from sales to replacement parts
 - Dealers maintain and improve their knowledge at educational activities like InterTech's "Pump School"

• **Economically Priced:**

- **Component Design**
 - Efficient manufacturing through increased volume of common parts
- **Versatility**
 - The ability to mix and match components reducing local inventory of both parts and whole goods with a wide variety of pumps and mounting configurations for the customer

• **Exceptional Design:**

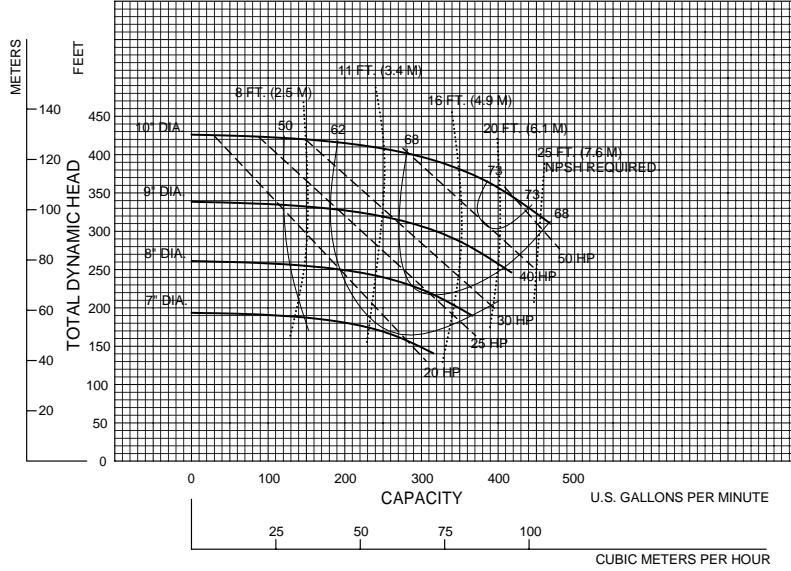
- **Efficiency**
 - Effectively converts energy into fluid flow and pressure
- **Long Product Life**
 - Thick walled castings
 - Heavy duty shafts
 - 20,000 hour bearings
 - Replaceable wear rings and shaft sleeves
 - Reduced thrust load through design and balance lines where appropriate

PERFORMANCE CURVES

2 YH
3600 RPM

Speed	Impeller Dia.	Style	Solids Dia.	N _S	Suction	Discharge	No. vanes
3525	VARIOUS	ENCLOSED	.31"	900	2.5"	2"	6

SINGLE VOLUTE MOUNTING CONFIG.: CC, VM, F, VF, EM, VC



Performance shown here is for cast water, double-coupled electric configuration with packing. Other mounting styles or liquids may require horsepower and/or performance adjustments.

03/22/04

Note:
Curves also available in 1800 and various RPM

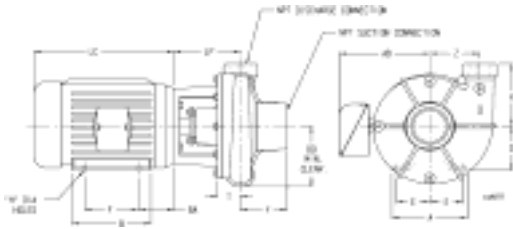


Figure 1

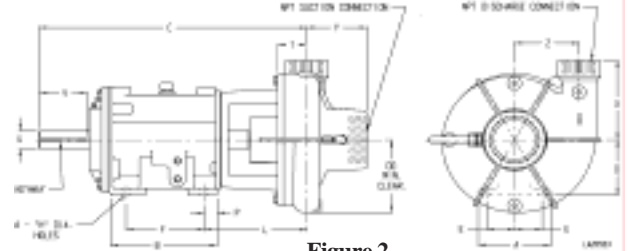


Figure 2

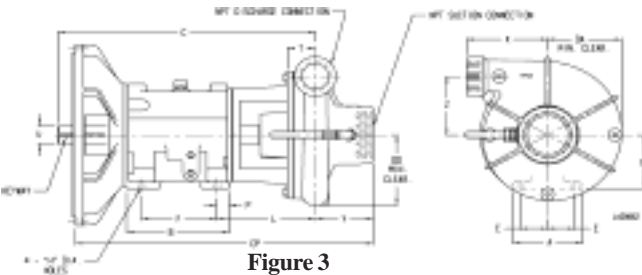
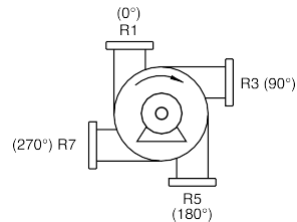


Figure 3



PUMP DIMENSIONS

MOUNT	AK	Fig.	A	B	C	CP	D	DA	DD	E	F	H	L	P	T	U	V	X	Y	Z	LP	KEYWAY
CC	4.5	1	-	-	-	-	-	-	6.62	-	-	-	-	-	3.15	-	-	5.75	4	5.75	7.19	-
	8.5	1	-	-	-	-	-	-	6.62	-	-	-	-	-	3.15	-	-	5.75	4	5.75	8	-
	12.5	1	-	-	-	-	-	-	6.62	-	-	-	-	-	3.15	-	-	5.75	4	5.75	8	-
F5	-	2	7.5	7.36	18.62	-	5.5	-	6.62	2.62	4.5	0.56	8.78	1.44	-	1.25	3	5.75	4	5.75	-	.25 x .12
F85	-	2	6.5	9.52	24.45	-	5.25	-	6.62	2.5	7	0.69	9.72	1.16	3.15	2	4.81	5.75	4	5.75	-	.50 X .25
EM5	-	-	7.5	7.36	18.62	22.25	5.5	8.25	6.62	2.62	4.5	0.56	8.78	1.44	-	1.25	-	5.75	4	5.75	-	.25 X .12
EM85	-	-	6.5	9.52	24.45	27.09	5.25	6.62	6.62	2.5	7	0.69	9.72	1.16	3.15	2	-	5.75	4	5.75	-	.50 X .25
EM309	-	-	-	-	18.23	20.86	-	-	6.38	-	-	-	-	-	3.15	1.25	-	6.5	3.47	5.5	-	.25 X .12

MOTOR DIMENSIONS

MOTOR FRAME	AK DIM.	A	B	D	E	F	H	AB	BA	LC
143-5	4.5	6.5	5.94	3.5	2.75	5	0.34	5.62	2.88	10
182-3	4.5	8.62	6.5	4.5	3.75	5.5	0.41	6.75	3.5	12.25
	8.5	8.62	6.5	4.5	3.75	5.5	0.41	6.75	3.5	12.25
213-5	8.5	9.5	8	5.25	4.25	7	0.41	7.94	4.5	13.69
254-6	8.5	11.25	11.25	6.25	5	10	0.53	9.5	5	17.94
284-6	12.5	12.25	12.25	7	5.5	11	0.53	11.37	5	21.31
324-6	12.5	14.25	13.75	8	6.25	12	0.66	12.22	5.5	22.19
364-5	12.5	15.75	14	9	7	12.25	0.66	13.2	6.12	24.31
404-5	12.5	18.5	16.62	10	8	13.75	0.81	16.38	6.88	29.97

InterTech Pump Company

ISO9001:2000 CERTIFIED